

Treasurer's report

CCC is VAT registered. All figures exclude VAT where collected on income and reclaimable on purchases.

[£11,144 collected and paid to HMRC during 2022]

These DRAFT accounts are complete & final but have not yet completed external examination – a process which must complete before submission to the Charity Commission.

Summary

Accounts prepared using the Charity Commission Accruals format

- Includes a depreciation cost for tangible assets
- Gives a more accurate view over the longer term than simply considering receipts & payments

Accounts cover the financial year, 1st January to 31st December 2022

- 2022 was a period of recovery following the pandemic
 - No impact from closures or rules on gatherings, but some remained cautious initially
 - Supported at that time by a final Government grant, the OHLG, paid during January
 - Coffee Shop income recovered well, becoming busier than 2019 by around October
 - Facility hire income was slower to recover and has not yet reached 2019 levels
 - Anticipating problems due to energy costs and wanting to reduce our carbon footprint
 - Fundraising and grant-seeking for our new Solar Energy system became a focus...
 - £30,575 raised during 2022, of which £21,075 was held at year-end (restricted surplus)
 - With careful financial management, we generated a small general surplus of around £500
 - General cash reserves at year-end remained reasonable at about £37,000

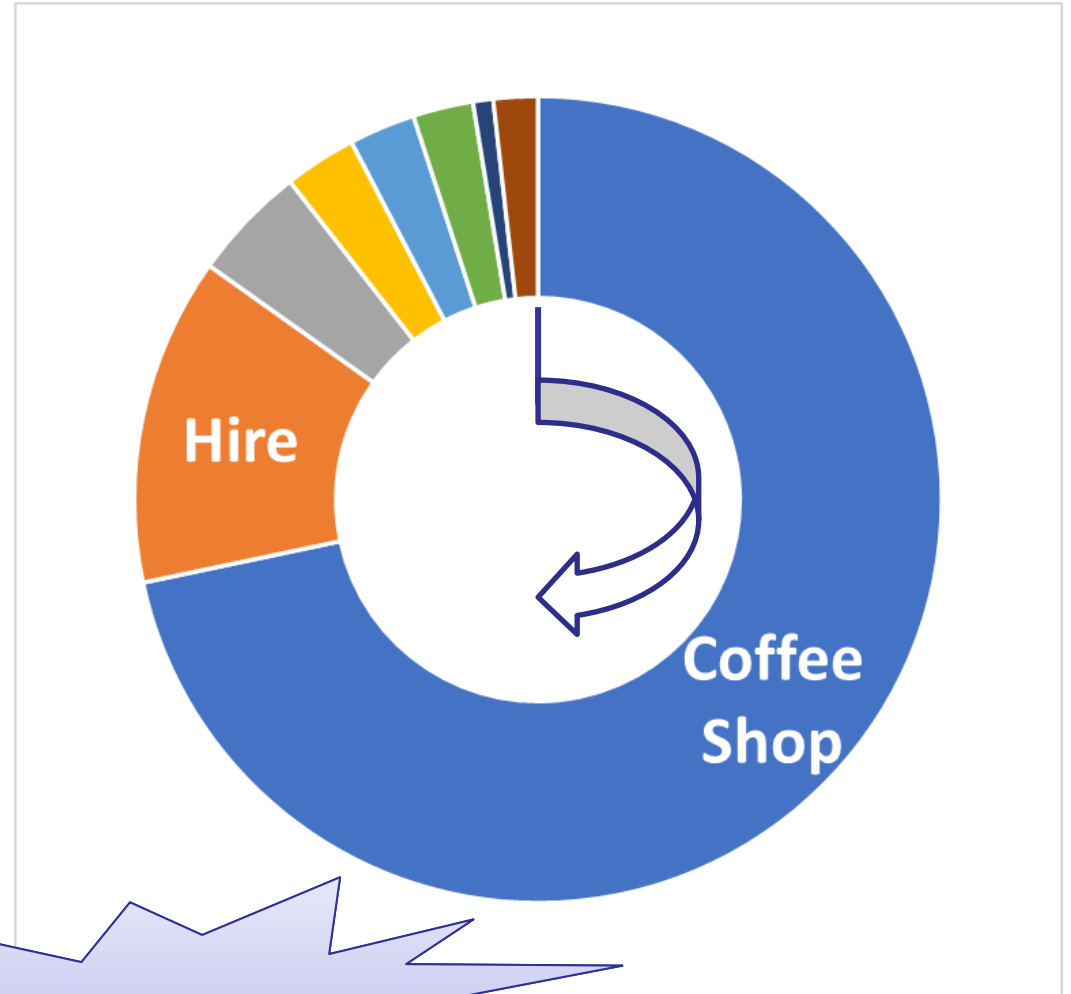
Resources Overview

- **General* income: £113,000**
 - Increase (2021 to 2022) = **+25%** 2021: £90,151
 - Decrease (2019 to 2022) = **-21%** 2019: £143,088
- **General* outgoings: £112,536**
 - Increase (2021 to 2022) = **34%** 2021: £84,081
 - Decrease (2019 to 2021) = **-4%** 2019: £116,690
- **General* Surplus for the year: £464** 2021: £6,070
2019: £26,398
- **General funds* (cash + assets): £49,459** 2021: £48,995
2019: £49,817

(*) Excludes Solar Project. Also noted that 2019 was a very strong year.

Income Distribution

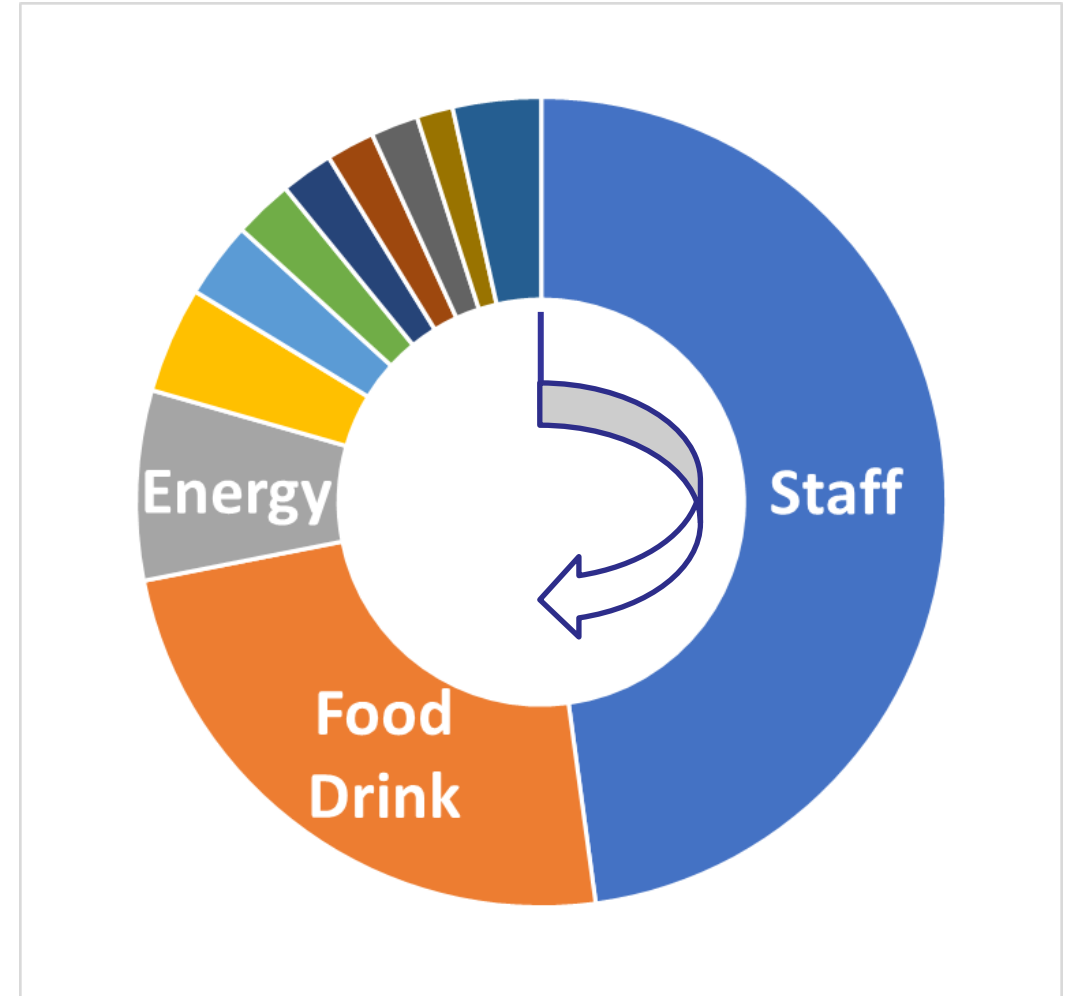
- **General income: £113,000**
 - Coffee Shop: £81,018 (71.7%)
 - Facility Hire/Warm Hub: £14,864 (13.2%)
 - Fund Raising: £5,213 (4.6%)
 - Community Cinema: £3,260 (2.9%)
 - Treatment Room Licence: £3,000 (2.6%)
 - Government COVID Support: £2,725 (2.4%)
 - Membership: £915 (0.8%)
 - Everything else: £2,005 (1.8%)
 - *But still important...*
- **Solar income: £30,575**
 - Grants: £29,000 (94.8%)
 - Donations/Fundraising: £1,575 (5.3%)



Membership: 70

Outgoings Distribution

- General outgoings: £112,536
 - Staff: £53,851 (47.9%)
 - Food, Drink, Consumables: £27,051 (24.0%)
 - Energy - Gas & Electricity: £8,516 (7.6%)
 - Cleaning: £4,781 (4.3%)
 - Maintenance: £3,425 (3.0%)
 - Waste & Recycling: £2,659 (2.4%)
 - Insurance: £2,362 (2.1%)
 - Community Cinema: £2,172 (1.9%)
 - Depreciation: £2,130 (1.9%)
 - Resale Items (Preserves, cards etc) £1,626 (1.4%)
 - Everything else: £3,963 (3.5%)
- Solar outgoings: £9,500
 - Cambridge Solar Deposit: £9,500 (100%)



Capital & Upgrade

Capital & upgrades are things we commit spend to that develop the building or add equipment. Upgrades go beyond normal maintenance.

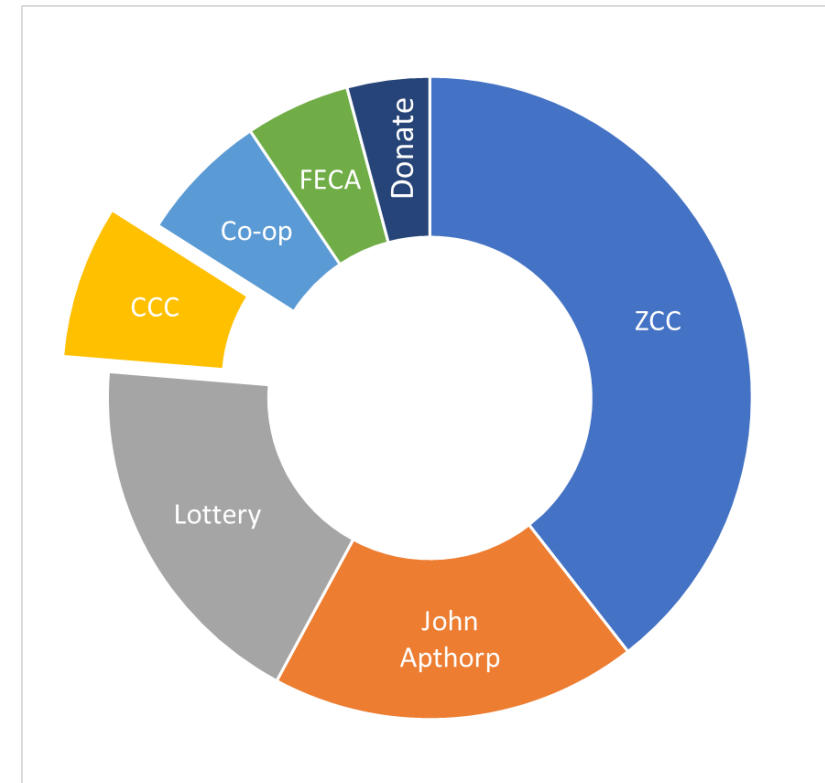
- This type of spend was limited to essential/priority items only this year
- General capital & upgrade: £1,568
 - Capital items: £1,114
 - Zettle Point-of-Sale kit ('till upgrade)
 - Replacement water boiler
 - Storage cupboard
 - Replacement loudspeaker (cost offset by warranty return)
 - Building upgrade: £454
 - LED lighting upgrade to servery
- There is also our Solar Energy Project...

Solar Energy Project

Largely funded during 2022, with some top-up during 2023.

Total expected system cost: £38,008

- Funding, 2022 £30,575
 - Grant: Zero Carbon Communities (SCDC) £15,000
 - Grant: John Apthorp Charity £7,000
 - Grant: Awards for All, National Lottery £7,000
 - Donations/Fundraising: £1,575
- Funding, 2023 £7,433
 - Grant: Fen Edge Community Association (FECA) £2,000
 - Fundraising: Co-operative Local Community Fund £2,500
 - Estimate, could be more (or less...)
 - Estimated contribution from our own funds £2,933 (7.7%)



Solar Energy Project



Recognising our Funders



- Zero Carbon Communities (SCDC) £15,000
- John Apthorp Charity £7,000
- Awards for All, National Lottery £7,000
- Co-op Local Community Fund £2,500 (estimate)
- Fen Edge Community Association (FECA) £2,000



*The John Apthorp
Charity*

Charity Number: 1102472



We're part of the
Co-op Local Community Fund

Select us as
your cause

coop.co.uk/membership



Forecast for 2023

- Some uncertainty remains...
 - Impact of inflation on our day-to-day costs
 - Energy costs and level of savings to be gained from the new Solar System
- Predict another small surplus this year, similar to 2022
 - Perhaps an operating surplus (receipts & payments) of £3,000 to £6,000? (2022: £4,000)
 - But noting that the first quarter completed with a small loss (as it did in 2022)
- Assume that any development work during 2023 will need to be grant funded
 - Energy saving/carbon reduction: more storage batteries, enhanced heating controls?
- All surplus will continue to be re-invested
 - In the building and the facilities within it, and;
 - In further community activities and events

Questions?

Fundraising Reminder

- **Support from the local community is always important to us**
 - There are a few simple ways you can help us to raise funds - some at no cost to you
- **Co-op Local Community Fund**
 - You can help us by spending money at the Co-op in the village, using your membership card
 - Sign-in to choose which local charity to support
 - If not already a Co-op member, you can join for just £1: account.coop.co.uk/sign-in
- **Easyfundraising** (donate typically 1 or 2% of net purchase price – at no cost to you)
 - Visit: <https://www.easyfundraising.org.uk/causes/cottenhamcc>
 - On first usage you'll need to 'support this cause' and register
 - Online shopping at John Lewis, M&S, Argos and hundreds more
- **Community Centre Membership**
 - You all know about this...
- **Donations**
 - We are always happy to receive any donations (bank transfer details on website)
 - With your permission, we can reclaim tax paid on any personal donation (Gift Aid)

Carbon Footprint / Greenhouse Gas Report

- And now for something completely different...
- A Carbon Footprint is the total amount of greenhouse gases produced
- Our Carbon Footprint for 2022 was: **15.2 tonnes CO₂e** (scope 1 & scope 2 plus waste)
 - Scope 1 (Natural Gas): 7.01 tonnes
 - Scope 2 (Electricity): 7.14 tonnes
 - Waste 1.06 tonnes
 - Noted that it excludes scope 3 (All other indirect emissions from sources not owned or controlled by the reporting company). *This is almost impossible to calculate currently – as we'd need data from all of our suppliers.*
 - Emissions are typically expressed in tonnes of carbon dioxide (CO₂) and under the Kyoto protocol, the seven greenhouse gases are expressed as carbon equivalents (CO₂e)
- Perhaps of limited value currently
 - But is at least a stake-in-the-ground and a starting point